


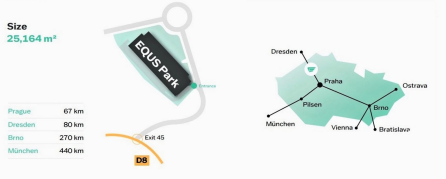


EQUS Park Lov 


Premium environment friendly production and warehouse facility in new location Lovosice.


BENEFITS

Size 25,164 m²



Prague	67 km
Dresden	80 km
Brno	270 km
München	440 km

EQUS Park Lovosice 



- Columns in a modular system of 12 x 24 m
- Floor load 150 kg/m² (max. 12 x 24 m rack load)
- Dimensions driven door 4 x 4.5 m, loading dock door 2.7 x 3 m
- Elevator speed 0.75 m/s

